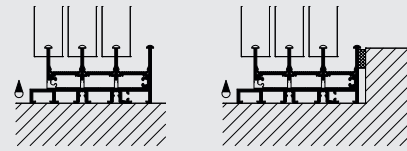
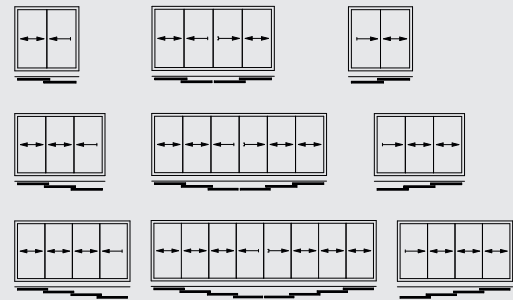


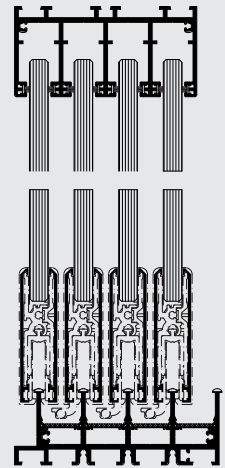
FLOOR TRACKS



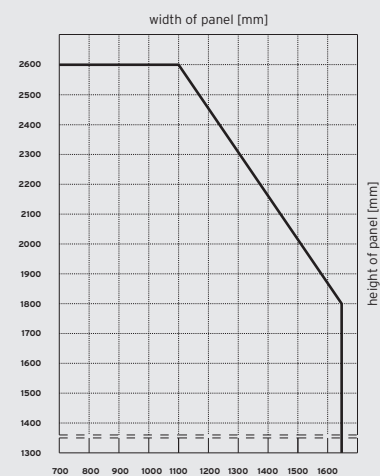
CONFIGURATION VARIANTS



VERTICAL SECTION



PANEL SIZE CHART



APPLICATION AREAS

- Wind and weather protection for glass canopies / glass houses
- Transparent room divider
- Balcony and loggia glazing

VARIANTS

- Bottom running sliding system
- Panels can be ordered to open either to the left and/or right

PROFILE SYSTEM

- Profile thickness 20 mm
- All glass sliding system

FITTINGS

- 2-, 3- or 4-lane runner and guide tracks
- High handling comfort thanks to the actuator function of the sliding panels
- Flush floor track without upstand for disabled access available
- Locking of the sliding panels from the inside/outside with key (optional)
- Concealed drainage of the sliding system

GLAZING


- Glazing with single pane safety glass (ESG)
- Glass thickness of 8 or 10 mm available

SURFACE FINISH

- Powder coating to RAL
- Anodised aluminium to EURAS

MAXIMUM PANEL SIZES

- Height 2600 mm
- Width 1650 mm
- Panel weight up to 75 kg
- Special sizes on request



WESDIJKHOMESTYLE

Burg Boumanstraat 1 - 4306 CP Nieuwerkerk (Zld)

Tel: 0111-417270 - Internet: www.mooierhuis.nl

Showroom geopend: ma. t/m vrij. 9.00 t/m 18.00 u en zat. t/m 17.00 uur.

567524079900 / 112010 / Subject to technical changes



SLIDING SYSTEM
SL 20



 **SOLARLUX**[®]
glass in motion

 **SOLARLUX**[®]




ENGINEERED

Integrated ball-bearing runners ensure easy, quiet and smooth operation of the sliding panels. Large opening widths can be realized.



HEIGHT ADJUSTMENT

Even after installation the rollers can be easily height-adjusted by about 3 mm - which is important if settling of the building occurs. They enable a fine adjustment of each sliding panel.



COMFORT

The sliding panel of the inner track is provided with a handle bar which extends from the base to the top of the panel, making it easy to open.



ACTION SAFETY

Integrated actuators automatically pull the next panel along, for the entire system, during the closing process.



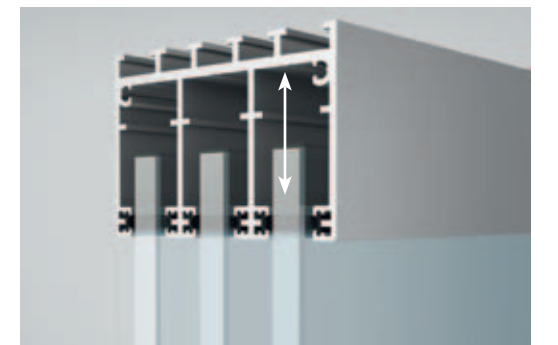
TRANSPARENCY / WATERTIGHTNESS

The all glass sliding system is completely transparent. A permanent ventilation is achieved by 40 mm overlapping of the glass panels in closed state. This overlap also prevents ingress of driving rain.



HEIGHT COMPENSATION

The upper frame allows height compensation of up to 20 mm. Functionality of the sliding system not compromised - even if settling of the roof construction occurs.



WALL CONNECTION / INTERLOCKING

The side wall profile enables a clean building connection. A flush pull with key for daily operation and locking of the panels from the inside and outside can be ordered (optional).



DRAINAGE

Fixing and drainage of the running track are concealed. Special cover strips create a homogeneous appearance of the running track.

